8-Bar Brackets

Directions

1) Select BRACKET and identify (in parentheses) the hole number locations in which hangers are to be assembled. See bottom of page for recommended minimum hanger spacing.

2) Select hangers from Pg. 65.

EXAMPLE:

Qty.	Part No.	Description
10	31407 (1, 3, 5, 7)	Long Bracket
40	22800	Plastic Snap Hanger

Bracket Hole Listing (1" Spacing Between)

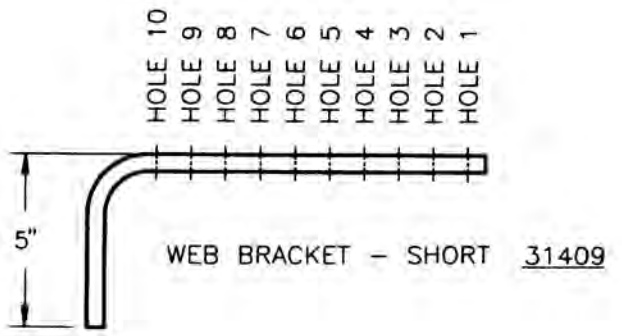

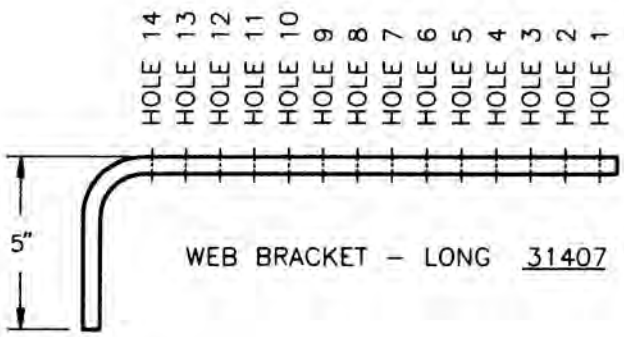

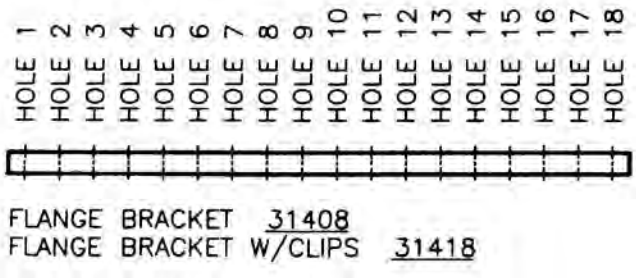

Recommended Minimum Conductor Bar Spacing

	Indoor	Outdoor
8 Bar (bottom entry)	2"	3"
Side Contact *(Lateral Mount)*	3"	*Not for outside use*

For less than 2" spacing. consult factory